

Wideband (380-6000MHz) Omni In-Building Antenna



The UACM-STM is Fractal Antenna System's flagship wideband antenna for ceiling mounted in-building Public Safety & DAS applications. Using our proprietary and patented FRACTAL technologies, the UACM-STM is built with "future-proof" ultra-wide bandwidth and excellent RF performance in the smallest & lightest form factor available

Applications & Markets

- Public safety indoor DAS
- Cellular indoor DAS
- Neutral host provider systems
- Small cell systems

The Fractal AdvantageTM

- Ultra-wide bandwidth for essentially **all frequency applications in single antenna**
- "Future proof" design ready for **LTE, FirstNet, indoor 5G, CBRS**, and other spectrum rollouts
- Excellent **RF performance** with ultra-wide bandwidth
- **Smallest form factor** (both size and weight) for given performance on the market
- **Made in USA**

Specifications

(for commonly used frequencies)

Frequency (MHz)	380-512	617-806	806-960	1350-1435	1670-2200	2200-3500	3500-4200	4200-6000
Max Gain (dBi)	1.3	1.6	4.3	4.5	5.1	6.2	6.4	7.2
Avg Gain (dBi)	1.0	1.0	3.5	3.5	4.5	5.5	5.5	6.0
Avg VSWR	<2.6:1	<1.7:1	<1.6:1	<1.2:1	<1.2:1	<1.3:1	<1.4:1	<1.5:1
Impedance	50 Ω							
Polarization	Vertical							
Beamwidth	Omni (360°)							
Max Power	20 Watts							
Input Connect.	Single input, single output - Type N-Connector							

Mechanical Specifications

Unit Number	UCS00 (w/ type N connector); UCS01 (w/ 12" pigtail type N connector)
Antenna Weight	1.22 lbs (.55 kg)
Antenna Height	4.75 inches
Antenna Diameter	11.6 inches
Operating Temp.	-40°F to 130°F
Radome Material	Kydex, UL94 V-0 rating, White color

For inquiries email us: sales@fractenna.com

Applicable Fractal Antenna Systems Patents: 7,190,318; 7,701,396; 9,825,368; and Patents Pending

Antenna Power Patterns For Common Frequencies

400MHz

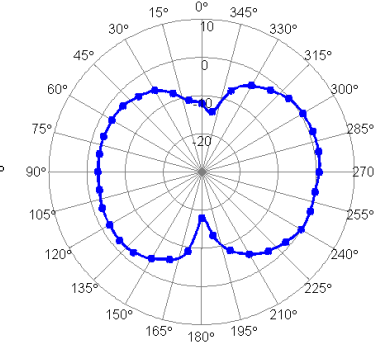
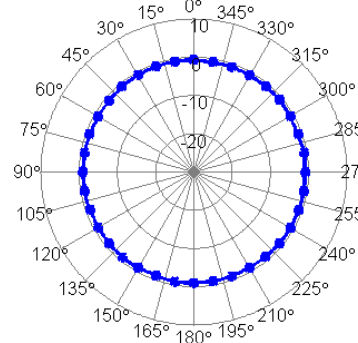
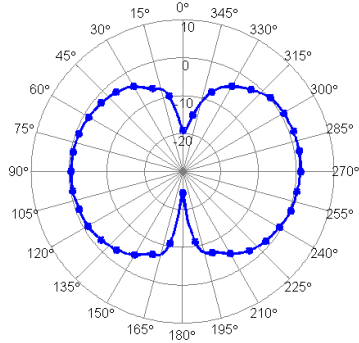
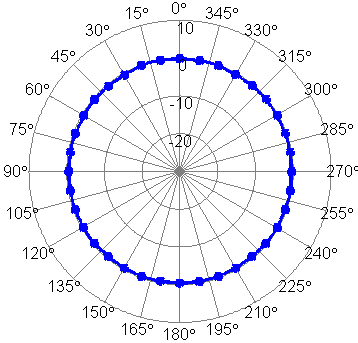
512MHz

Azimuth Plane 90° EL (dBi)

Elevation Plane (dBi)

Azimuth Plane 90° EL (dBi)

Elevation Plane (dBi)



698MHz

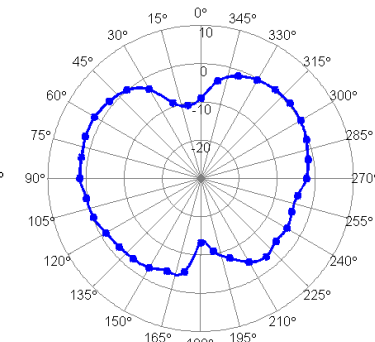
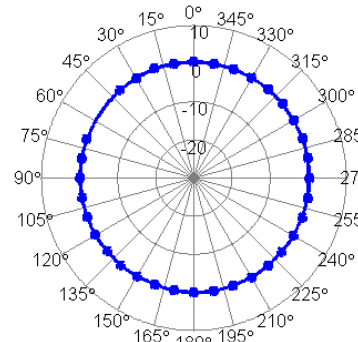
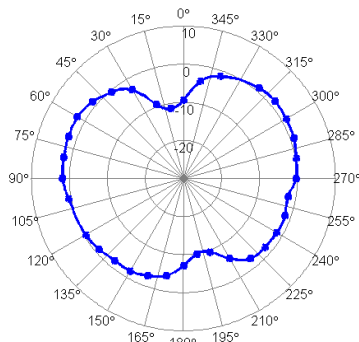
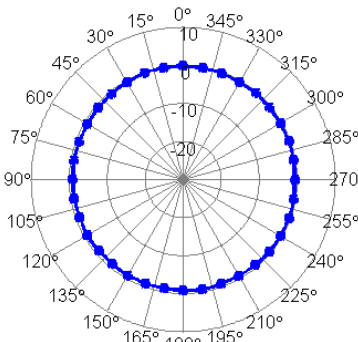
750MHz

Azimuth Plane 90° EL (dBi)

Elevation Plane (dBi)

Azimuth Plane 90° EL (dBi)

Elevation Plane (dBi)



850MHz

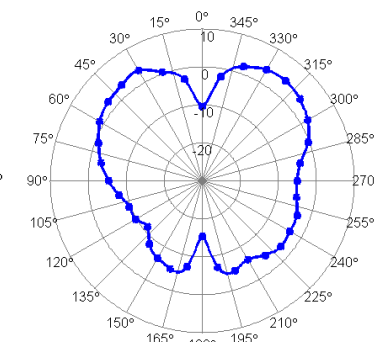
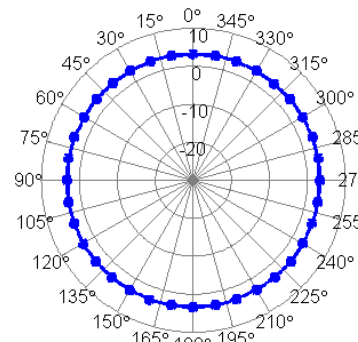
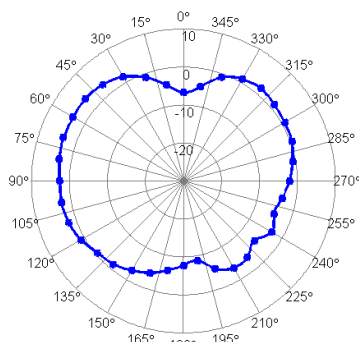
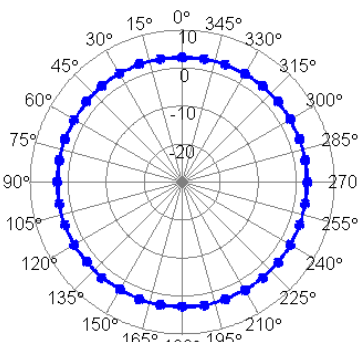
1395MHz

Azimuth Plane 90° EL (dBi)

Elevation Plane (dBi)

Azimuth Plane 90° EL (dBi)

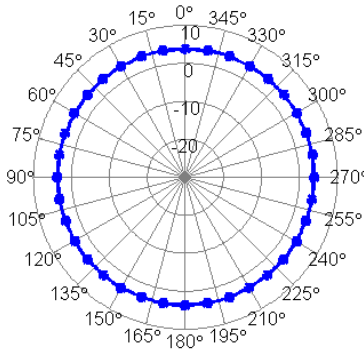
Elevation Plane (dBi)



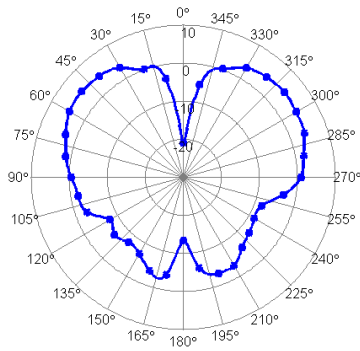
Antenna Power Patterns For Common Frequencies

1750MHz

Azimuth Plane 90° EL (dBi)

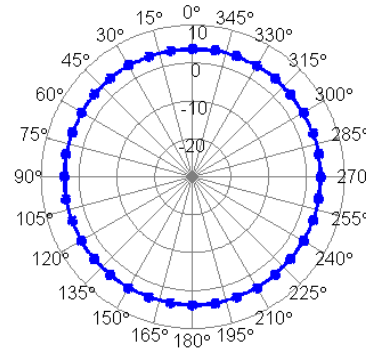


Elevation Plane (dBi)

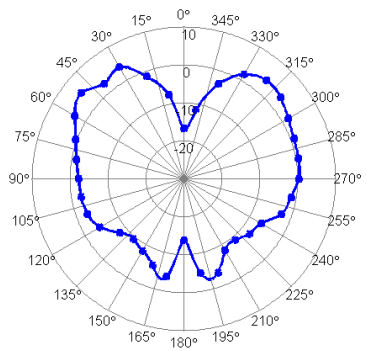


2200MHz

Azimuth Plane 90° EL (dBi)

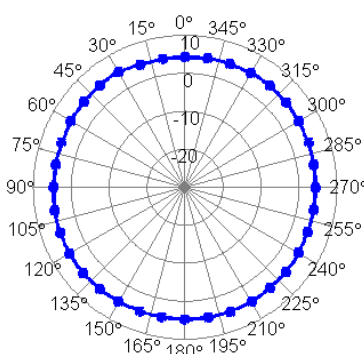


Elevation Plane (dBi)

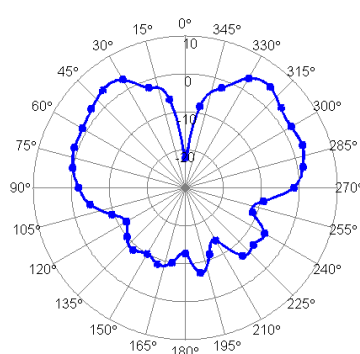


2700MHz

Azimuth Plane 90° EL (dBi)

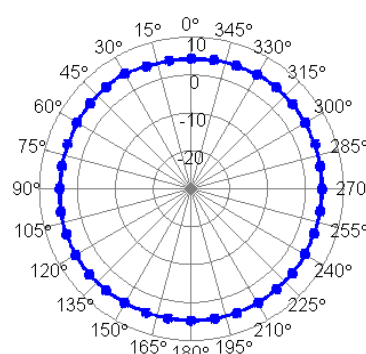


Elevation Plane (dBi)

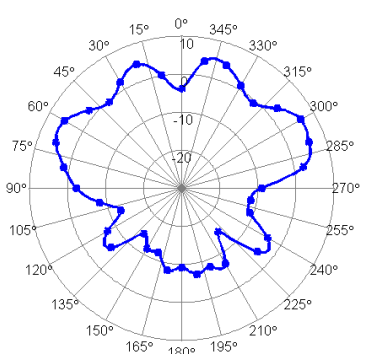


3600MHz

Azimuth Plane 90° EL (dBi)

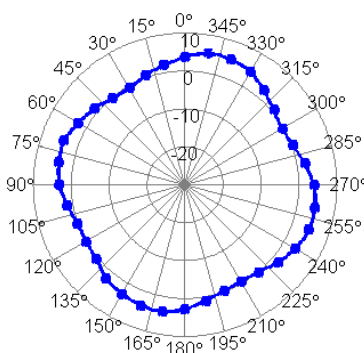


Elevation Plane (dBi)

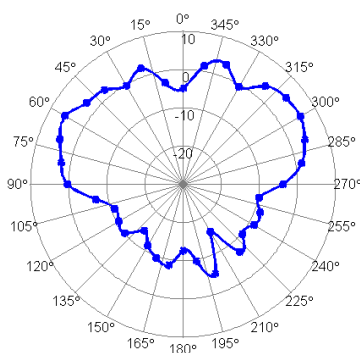


5200MHz

Azimuth Plane 90° EL (dBi)

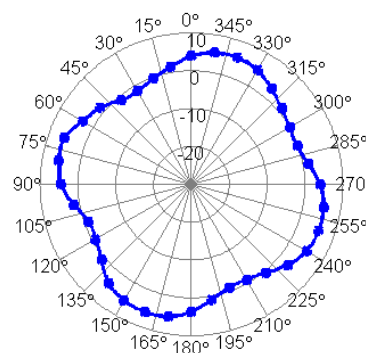


Elevation Plane (dBi)



5900MHz

Azimuth Plane 90° EL (dBi)



Elevation Plane (dBi)

